



MZ Biolabs
1635 E 18th St
Tucson, AZ 85719
contact@mzbiolabs.com
www.mzbiolabs.com

Certificate of Analysis

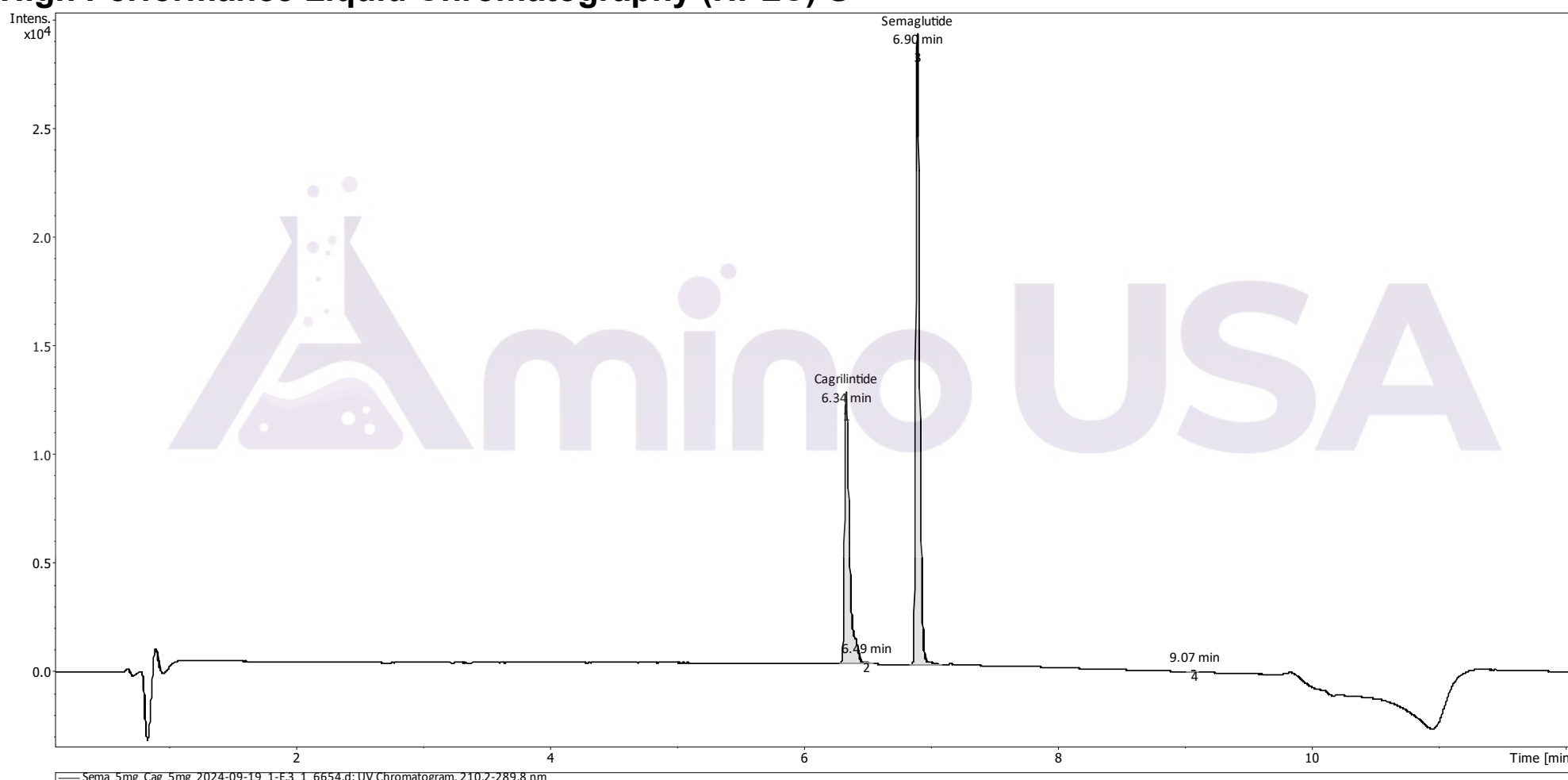
Cagrilintide 5 mg + Semaglutide 5 mg

Compound : Cagrilintide, Semaglutide **Client** : Amino USA
Lot number : 24SEMACGRL5-0001 www.aminousa.com
Analysis date : 2024-10-10
Purity % : 99.85%
Method : HPLC-UV-MS

Cagrilintide PubChem CID: 167312356
<https://pubchem.ncbi.nlm.nih.gov/compound/167312356>

Semaglutide PubChem CID: 56843331
<https://pubchem.ncbi.nlm.nih.gov/compound/56843331>

High Performance Liquid Chromatography (HPLC) U



PEAK LIST		Number of detected peaks: 4		
	Time (min)	Area	%Area	
1	6.34	3.43E+04	35.32	Cagrilintide
2	6.49	5.23E+01	0.05	
3	6.90	6.26E+04	64.53	Semaglutide
4	9.07	9.70E+01	0.10	

Combined purity : 99.85

Analysis Performed by
Ken Pendarvis, ChE
Analytical Chemist
MZ Biolabs
contact@mzbiolabs.com

2024-10-21

Note: Injectable peptides may contain salts and sugars to aid in solubility and act as pH buffers. These are not normally detected using UV and are not considered impurities.

Cagrilintide 5 mg + Semaglutide 5 mg

Mass Spectrometry (MS) – Identity Test

Identity confirmed using HPLC-MS

Cagrilintide

Molecular weight calculated using monoisotopic m/z values from mass spectrum

Expected monoisotopic mass : 4406.25 Da

Measured monoisotopic mass : 4406.37 Da

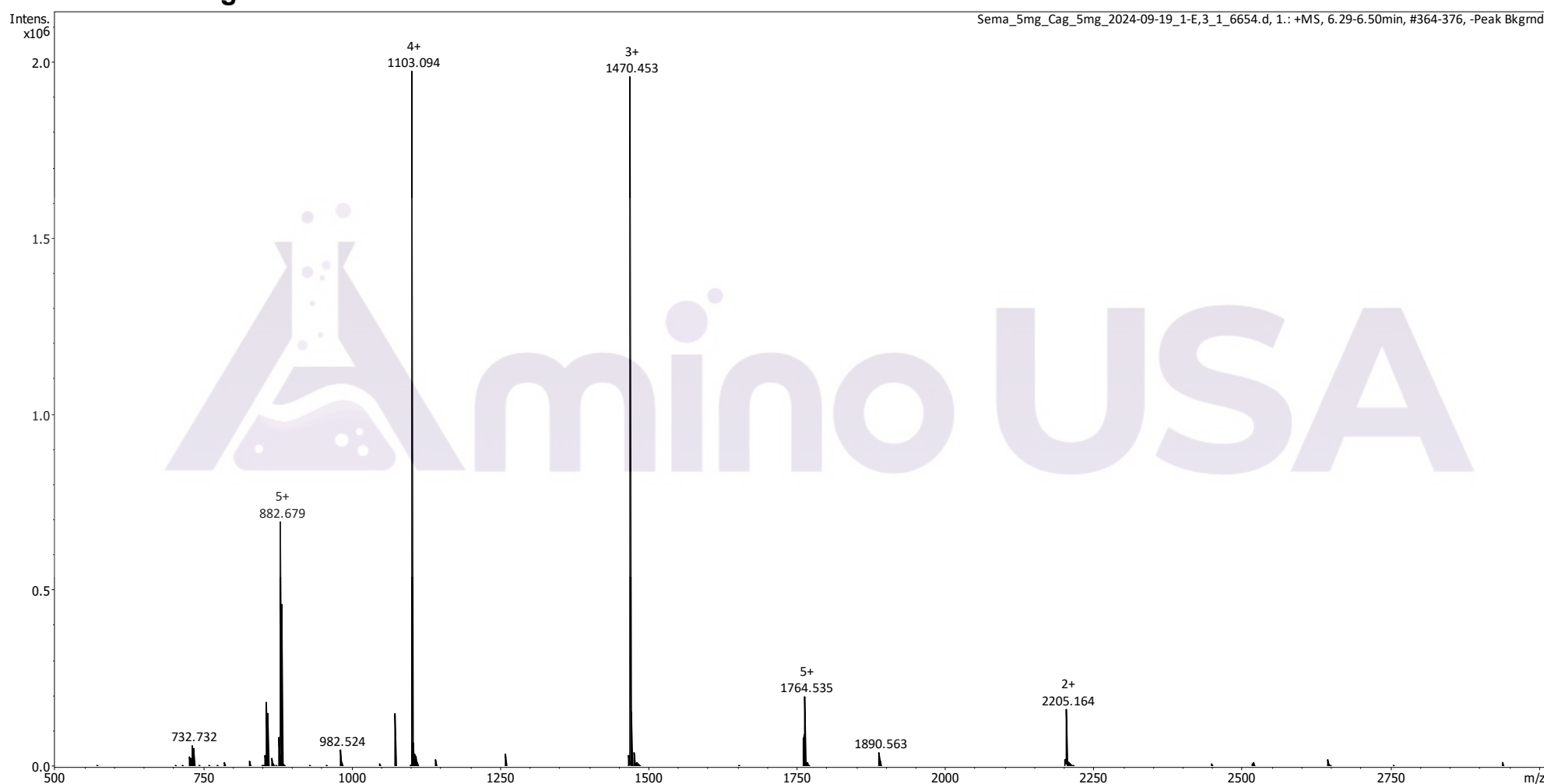
Molecular weight confirmed

Note : Monoisotopic m/z values are not easily seen in full spectrum view for larger molecules and peptides.

The dominant isotopic peak (base peak) shown in the spectrum below can be used to approximate the average molecular weight frequently reported by vendors and databases as a secondary means of confirmation.

Recorded MS spectra

Cagrilintide



Analysis Performed by
Ken Pendarvis, ChE
Analytical Chemist
MZ Biolabs
contact@mzbiolabs.com



2024-10-21

Cagrilintide 5 mg + Semaglutide 5 mg

Mass Spectrometry (MS) – Identity Test

Identity confirmed using HPLC-MS

Semaglutide

Molecular weight calculated using monoisotopic m/z values from mass spectrum

Expected monoisotopic mass : 4111.12 Da

Measured monoisotopic mass : 4111.22 Da

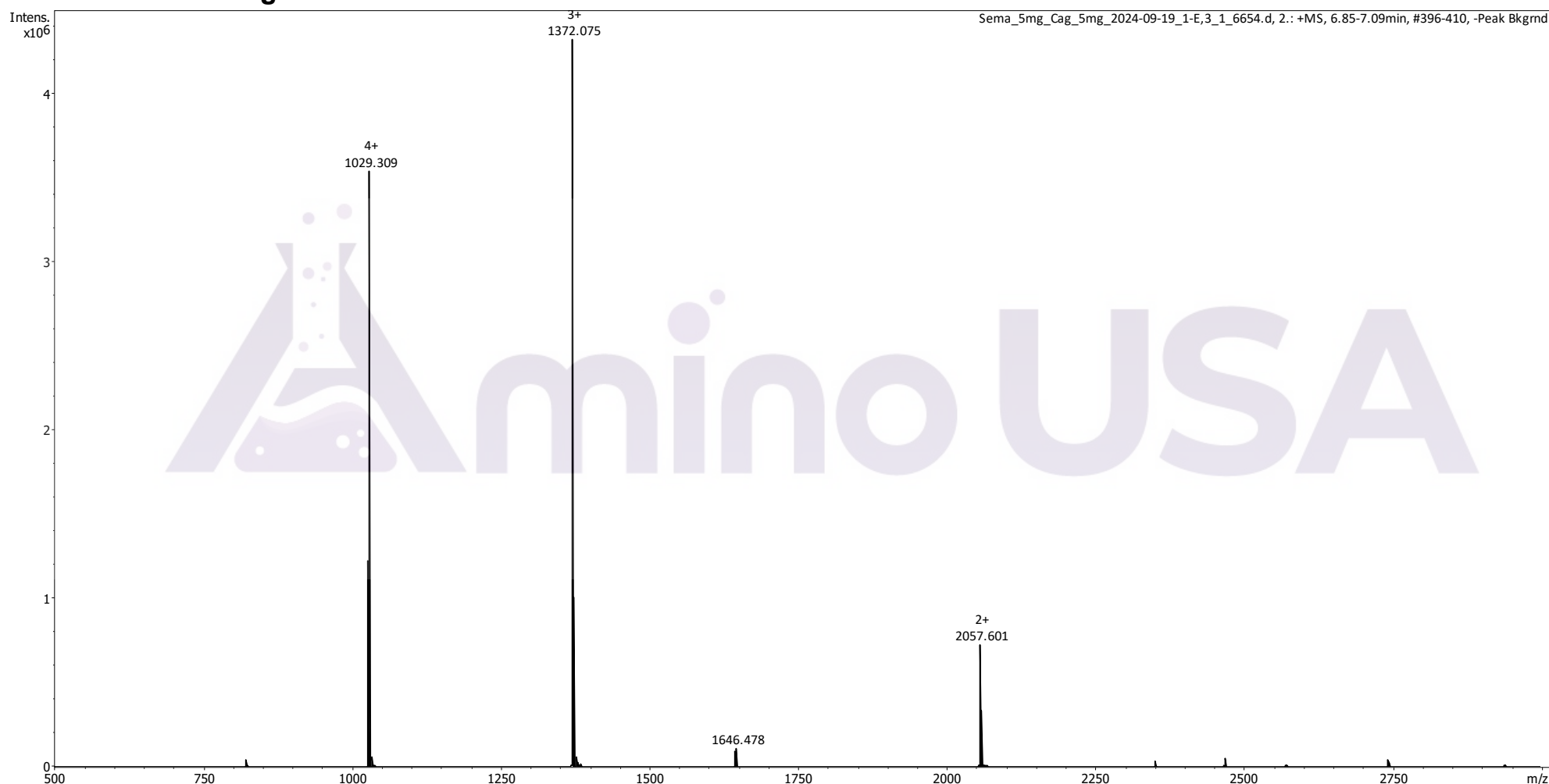
Molecular weight confirmed

Note : Monoisotopic m/z values are not easily seen in full spectrum view for larger molecules and peptides.

The dominant isotopic peak (base peak) shown in the spectrum below can be used to approximate the average molecular weight frequently reported by vendors and databases as a secondary means of confirmation.

Recorded MS spectra

Semaglutide



Analysis Performed by
Ken Pendarvis, ChE
Analytical Chemist
MZ Biolabs
contact@mzbiolabs.com



2024-10-21